

Hand hygiene compliance

—senior versus junior medical officers:
an observational study

Sarah Tate

Clinical Nurse, Infection Management and Prevention Service (IMPS)

21/11/2018




Disclosures/Conflicts of interest



Background

- Attended rounds to observe HH
- Invitation only
- Attempted to appear as a part of the team
- Provided in the moment feedback on 65 moments
 - 14 missed & 51 correct
- Report card emails sent to all clinicians audited

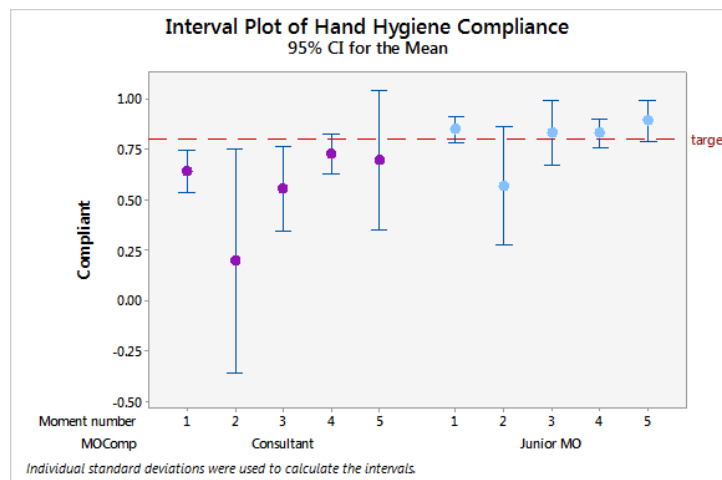
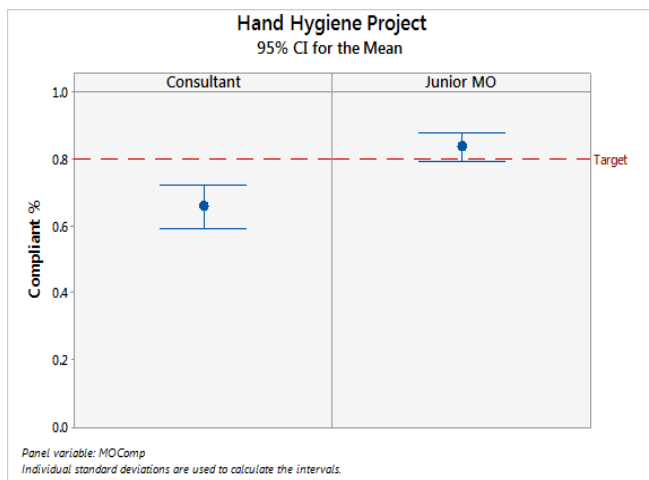


Results

- Collected 506 moments
- 86 medical officers in 20 specialties
- Overall 76.3% v Standard HHA audits 61.8%

Group	Number	Mean	Standard Deviation	95% CI
Junior Medical Officers	298	0.836	0.371	0.789, 0.876
Consultants	208	0.659	0.475	0.590, 0.723

Table 1. Hand Hygiene Compliance between Junior Medical Officers and Consultants
 $t(373)$, $n = 4.5$, $p < .001$



Barriers

120 missed moments due to:

- 23 x inappropriate glove use
- 20 x transmission based precautions TBP
- 18x doors
- 16x curtains
- 15x phones &/or computers on wheels
- 12x examining inside nappies
- 8x double moments
- 6x newborn palate examinations
- 6x eyes/eye drops



Questions

